



The Power of Power BI

Wen He

Wen He



- SharePoint Consultant
- BI and App Development
- Azure, Dynamics 365

hewen@hotmail.com

Cell: (863) 578-8912

Agenda



- A Tale of Two Models
- Power BI Desktop
- Power BI Service
- Power BI Mobile

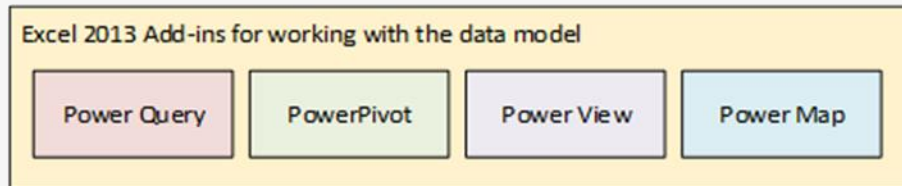
A Tale of Two Models

1. Multidimensional

- SSAS
- SSRS

2. Tabular Model

- Excel 2013, 2016



- Power BI

Excel 2010

Excel Services

PerformancePoint
Services

SQL Server
Reporting Services

Sales
Performance
Cube

Expense
Monitoring
Cube

Customer
Satisfaction
Cube

Multidimensional Database

Multidimensional Database

SQL Server Analysis Services

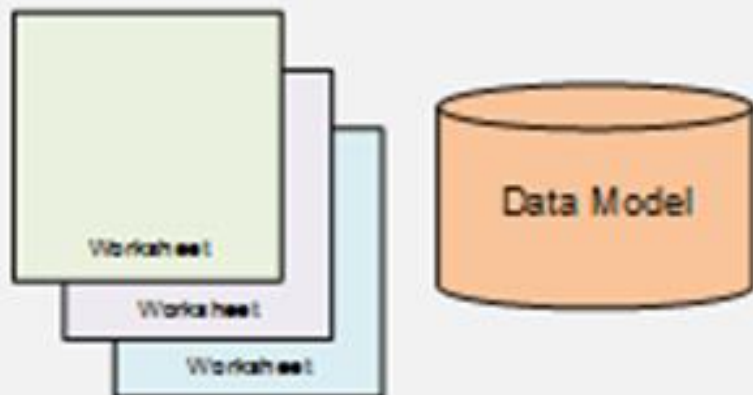
Microsoft best-of-breed BI solution architecture - circa 2010

SharePoint

1. SSRS
2. PerformancePoint
3. Excel Services (BISM connection)
4. PowerPivot for SharePoint (PowerPivot Gallery)
5. PowerView for SharePoint

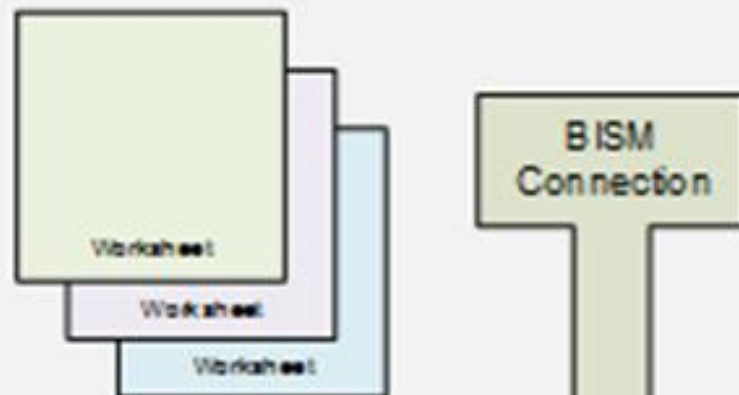
Excel 2013 running on user's desktop

Excel Workbook File - WingtipSalesModel.xlsx



Excel Services in SharePoint Server 2013

Excel Workbook File as stored in SharePoint

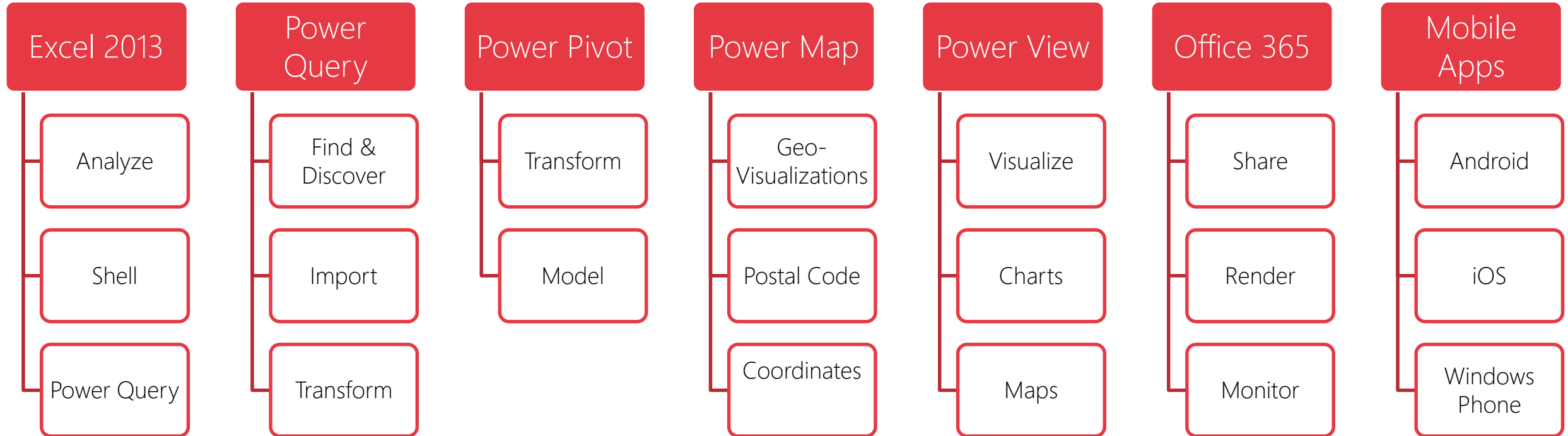


BISM
Connection

Data Model
(i.e. Tabular Database)

SQL Server Analysis Services

Power BI Components



PBI Desktop



Discover



Analyze



Visualize



Explore

PBI Desktop

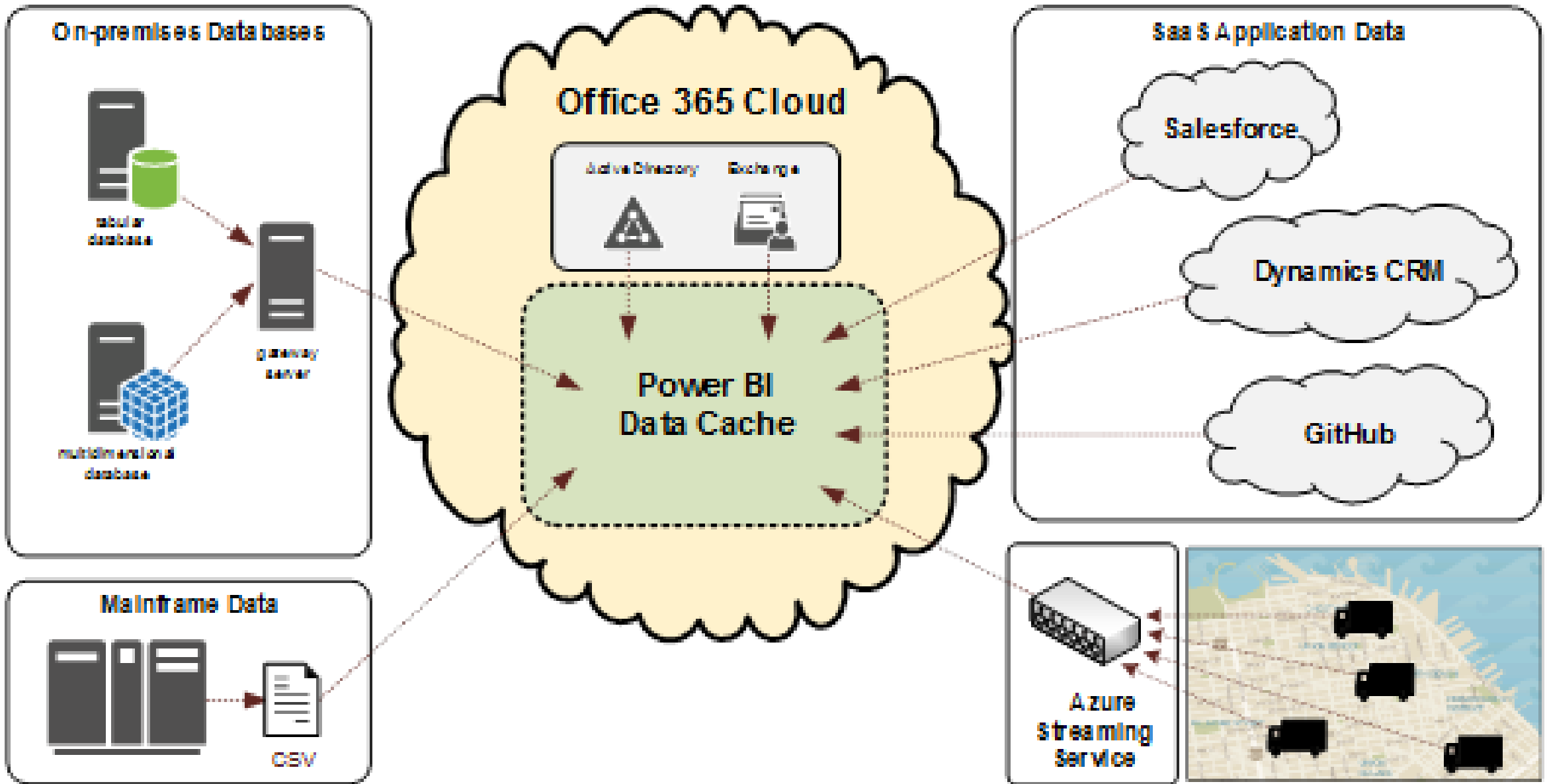
- Standalone design/development/rendering app with deployment to Power BI Service
- Currently integrates:
 - Power Query
 - Power Pivot
 - Power View
 - Power Map
- * Not all features of each yet, but updates each month, closing the gap
- New Power BI Desktop file extension .pbix

PowerPivot

- Aggregation engine / Data Modeling
- Simple Star/Snowflake Schema
- Quick to get started
- In memory, high capacity, very fast

	SSBI Tools	BI Developer Tools	
Tools used to Extract, Load and Transform Data	Power Query	Integration Services Project in Visual Studio	Developer Instance of SSIS SQL Server Integration Services
Tools used to create and design a data model	Power Pivot	Analysis Services Tabular Project in Visual Studio	Developer Instance of SSAS SQL Server Analysis Services
Tools used to create and design reports, dashboards and other BI visualizations	PivotTables and PivotCharts Power Map Power Map	Report Server Project in Visual Studio	Developer Instance of SSRS SQL Server Reporting Services

Demo



Resources

- Power BI Web Site: <http://www.powerbi.com>
- Help & Support: <https://support.powerbi.com/>
- Power BI Blog: <http://www.microsoft.com/en-us/powerBI/bi-blog.aspx>
- [Power Pivot and Power BI](#) By Rob Collie and Avi Singh
- [Applied Power Bi](#) By Teo Lachev
- [PowerBI on Youtube](#)
- [PASS BI Virtual Chapter](#)
- [Power BI Documentation](#)

5 Reasons to Keep on Learning SharePoint



By Andrea Sikkink

- A Workout for Your Brain
- Lifelong Skills
- Change your life (and company) forever
- Become part of a global family
- When you love what you do, it's no longer work!